


1. I have been told about the study and I know why it is being done and what to do. I know that I do not have to do it if I do not want to. If I have questions I can ask my teacher. I know that I can stop at any time.		
	Response Percent	Response Count
I understand and will begin the survey.	100.0%	45
I would rather not do it.	0.0%	0
answered question		45
skipped question		0



2. Where do you go to school?

		Response Percent	Response Count
IS 5		0.0%	0
IS 10		0.0%	0
IS 61		0.0%	0
IS 72		0.0%	0
IS 73		0.0%	0
IS 77		0.0%	0
IS 89		0.0%	0
IS 91		0.0%	0
IS 93		0.0%	0
IS 125		0.0%	0
IS 126		0.0%	0
IS 141		0.0%	0
IS 144		100.0%	45
IS 145		0.0%	0
IS 157		0.0%	0
IS 185		0.0%	0
IS 189		0.0%	0
IS 204		0.0%	0
IS 217		0.0%	0
IS 230		0.0%	0
IS 237		0.0%	0
PS 12		0.0%	0
PS 14		0.0%	0
PS 19		0.0%	0
PS 30		0.0%	0






PS 54	0.0%	0
PS 76	0.0%	0
PS 92	0.0%	0
PS 111	0.0%	0
PS 127	0.0%	0
PS 151	0.0%	0
PS 153	0.0%	0
Al-Iman School	0.0%	0
Al-Manoor School	0.0%	0
Bais Yaakov Academy	0.0%	0
Bnos Malka Academy	0.0%	0
El-Ber Islamic School	0.0%	0
Flushing High School	0.0%	0
Forest Hills HS	0.0%	0
Grover Cleveland HS	0.0%	0
Jamaica HS	0.0%	0
John Bowne High School	0.0%	0
Hevach High School	0.0%	0
Long Island City High School	0.0%	0
Machon Academy	0.0%	0
Martin Luther HS	0.0%	0
The Muslim Center Elementary School	0.0%	0
Newcomers High School	0.0%	0
Newtown HS	0.0%	0
Our Lady of Mercy	0.0%	0
Our Lady of Sorrows	0.0%	0
Queens Academy HS	0.0%	0

Queens Lutheran School	0.0%	0
Queens Vocational HS	0.0%	0
Razi School	0.0%	0
Redeemer Lutheran	0.0%	0
Resurrection Ascension School	0.0%	0
St. Adalbert	0.0%	0
St. Francis of Assisi School	0.0%	0
St. John Lutheran School	0.0%	0
St. Kevin School	0.0%	0
St. Mel School	0.0%	0
St. Nicholas of Tolentine	0.0%	0
St. Raphael School	0.0%	0
Sacred Heart School	0.0%	0
Shaarei Zion Ohel Bracha	0.0%	0
Tiferes Torah Institute	0.0%	0
William Cullen Bryant High School	0.0%	0
Yesheiva Tifereth Moshe	0.0%	0
Yeshivat Our Haim	0.0%	0
Other	0.0%	0
other school (please specify)		0
answered question		45
skipped question		0

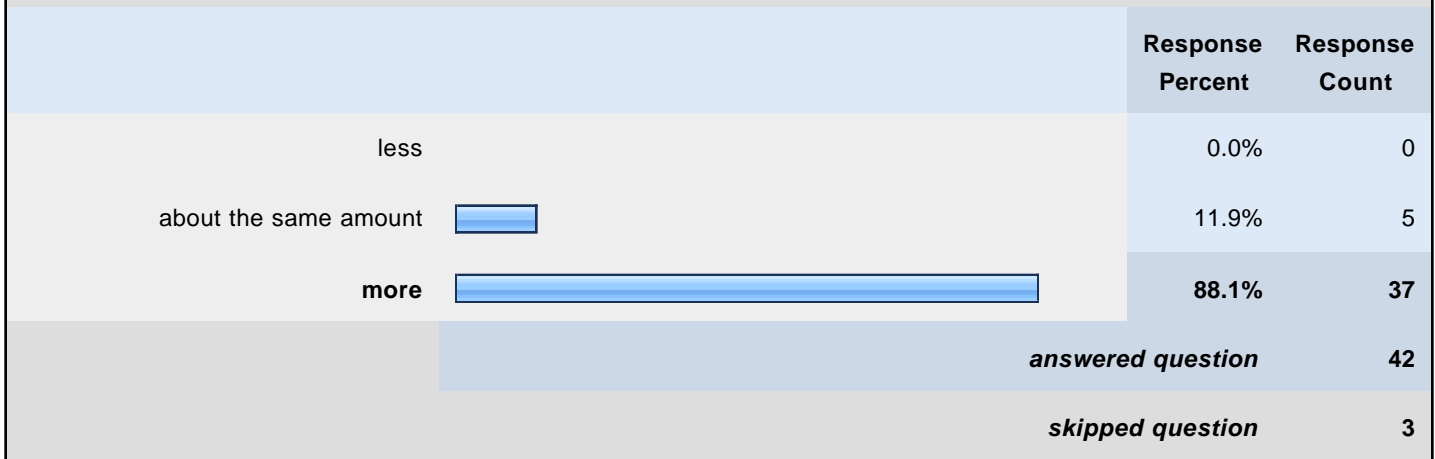
3. What grade are you in?

		Response Percent	Response Count
3		26.7%	12
4		73.3%	33
5		0.0%	0
answered question			45
skipped question			0

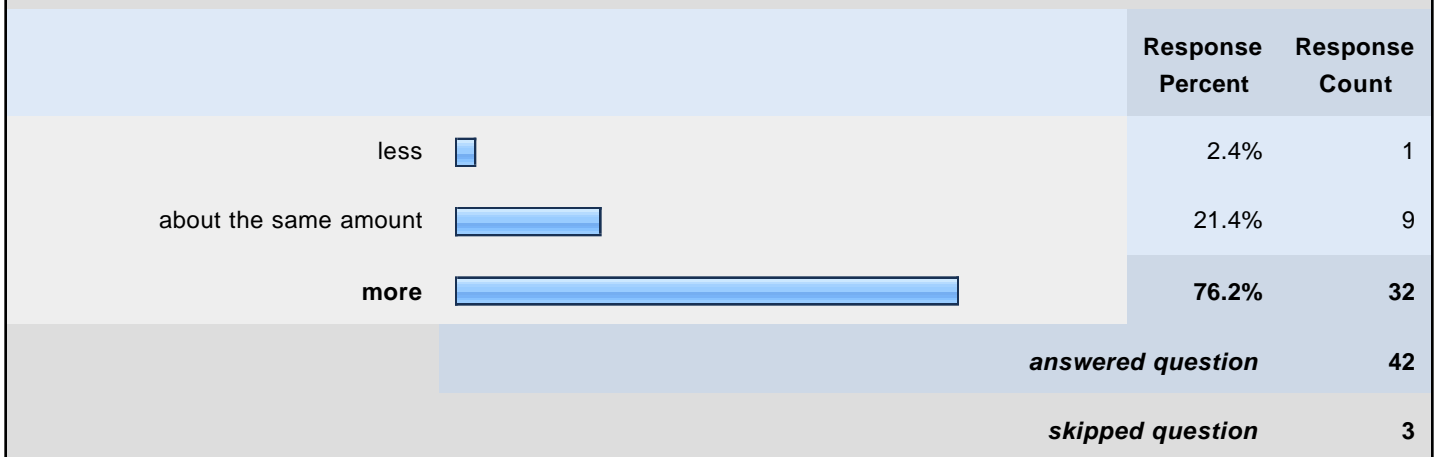
4. How often do you use your computer at home for homework?

		Response Percent	Response Count
I don't have a computer at home		2.4%	1
I don't use my home computer for homework		7.1%	3
A few times a year		26.2%	11
About once a month		40.5%	17
About once a week		23.8%	10
Almost every night		0.0%	0
answered question			42
skipped question			3






5. Compared to last year, this year my teachers are using computers...





6. Compared to last year, this year students in my grade are using computers...





7. During this school year, how much time per week did you spend using computers in your class(es)?

	Response Percent	Response Count
Not at all 	4.8%	2
Once a week 	42.9%	18
2 times a week 	23.8%	10
3 or 4 times a week 	23.8%	10
Every day 	4.8%	2
<i>answered question</i>		42
<i>skipped question</i>		3



8. During this school year, I typed up reports and assignments.

	Response Percent	Response Count
Yes 	83.3%	30
No 	16.7%	6
<i>answered question</i>		36
<i>skipped question</i>		9



9. During this school year, I made spreadsheets and graphs.

	Response Percent	Response Count
Yes 	94.4%	34
No 	5.6%	2
<i>answered question</i>		36
<i>skipped question</i>		9



10. During this school year, I used blogs to communicate with other students and teachers

	Response Percent	Response Count
Yes 	69.4%	25
No 	30.6%	11
<i>answered question</i>		36
<i>skipped question</i>		9

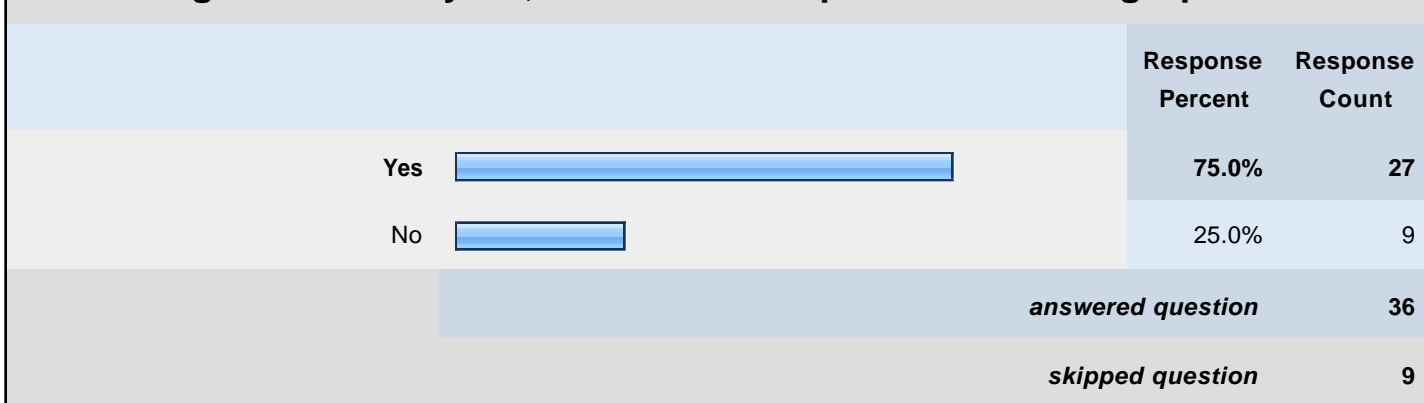
11. During this school year, I did research on the Internet for a report or assignment.

	Response Percent	Response Count
Yes 	94.4%	34
No 	5.6%	2
<i>answered question</i>		36
<i>skipped question</i>		9

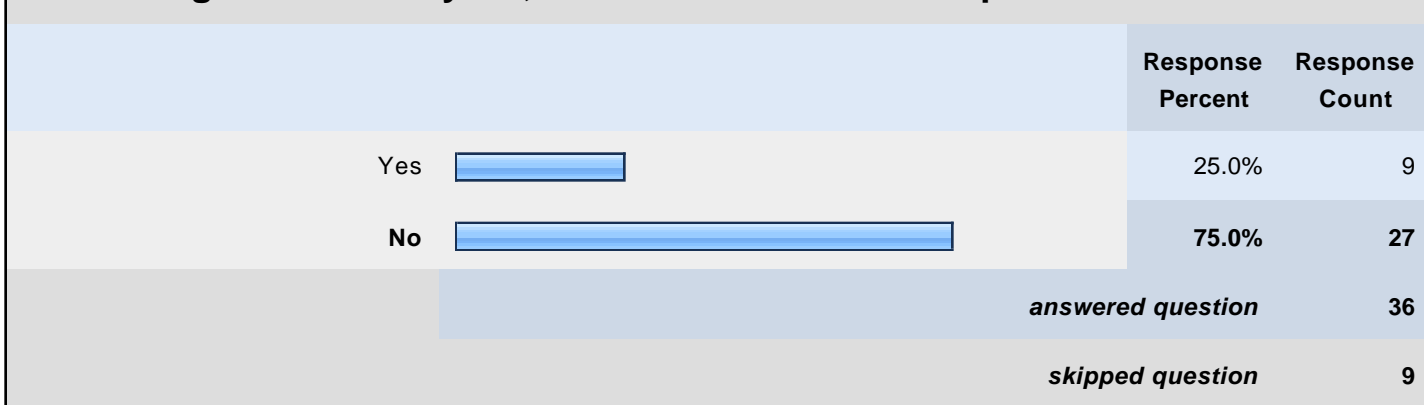
12. During this school year, I made a PowerPoint presentation.

	Response Percent	Response Count
Yes 	22.2%	8
No 	77.8%	28
<i>answered question</i>		36
<i>skipped question</i>		9

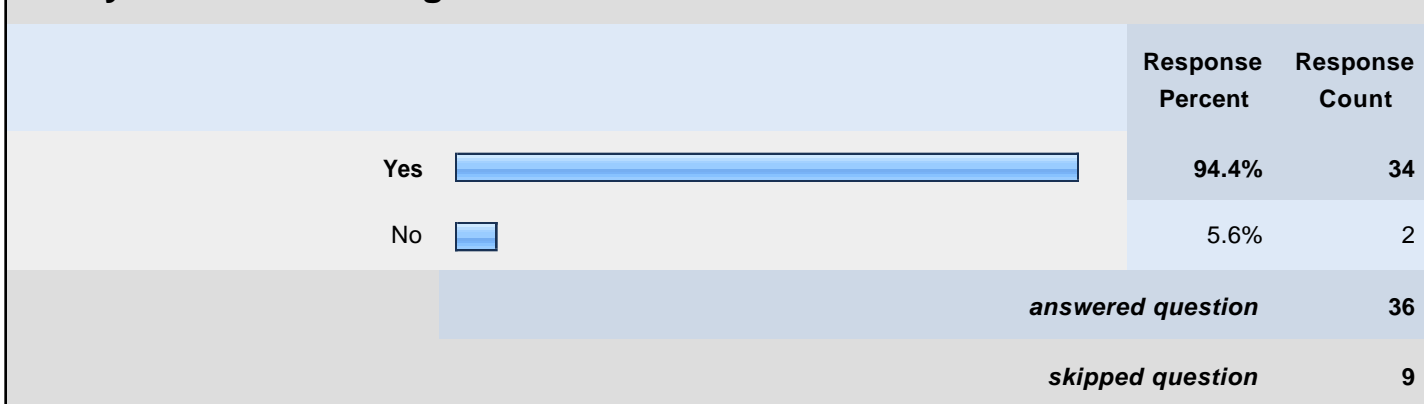
13. During this school year, I used the computer to make a graphic novel.





14. During this school year, I took a test on the computer.





15. During this school year, I used a computer program to improve my study skills or learning skills.





16. During this school year, I made or listened to a podcast.

		Response Percent	Response Count
Yes		66.7%	24
No		33.3%	12
<i>answered question</i>			36
<i>skipped question</i>			9



17. During this school year, I made or edited a webpage or worked in a web environment, like a wikispace.

		Response Percent	Response Count
Yes		11.1%	4
No		88.9%	32
<i>answered question</i>			36
<i>skipped question</i>			9

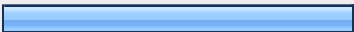

18. This school year, I collected data using equipment that go with the computer, like probes or PDAs.

		Response Percent	Response Count
Yes		13.9%	5
No		86.1%	31
<i>answered question</i>			36
<i>skipped question</i>			9












19. This school year, I made or edited a video or movie.

	Response Percent	Response Count
Yes 	8.3%	3
No 	91.7%	33
<i>answered question</i>		36
<i>skipped question</i>		9

20. During the past school year, I created or contributed to a web-based map or timeline.

	Response Percent	Response Count
Yes 	52.8%	19
No 	47.2%	17
<i>answered question</i>		36
<i>skipped question</i>		9

21. In which subjects do you use technology. (Check all that apply)

		Response Percent	Response Count
Math		77.8%	28
Sciences		66.7%	24
English Language Arts		75.0%	27
Social Studies		75.0%	27
Art		58.3%	21
Music		8.3%	3
Physical Education/Gym		5.6%	2
ESL or ELL		5.6%	2
Computer Class		83.3%	30
Multi-Media		2.8%	1
None of the Above		2.8%	1
Other (please specify)			1
answered question			36
skipped question			9

22. Do you know how to use the following equipment, applications or web sites?

	Yes	No	Response Count
Digital camera or video	78.9% (30)	21.1% (8)	38
Audacity or GarageBand	18.4% (7)	81.6% (31)	38
iMovie or Movie Maker	34.2% (13)	65.8% (25)	38
Wikispaces	23.7% (9)	76.3% (29)	38
Teacher/Classroom Blogs	76.3% (29)	23.7% (9)	38
Google Maps	97.4% (37)	2.6% (1)	38
Comic Life	84.2% (32)	15.8% (6)	38
NYLearns	10.5% (4)	89.5% (34)	38
	answered question		38
	skipped question		7

23. How much do you agree with these statements?

	I agree	I'm not sure	I disagree	Rating Average	Response Count
I am able to learn more when I use computers in my school.	73.7% (28)	21.1% (8)	5.3% (2)	1.32	38
I work harder on my assignments when I am using a computer.	47.4% (18)	34.2% (13)	18.4% (7)	1.71	38
I would be a better student if I got to use technology more in school.	50.0% (19)	26.3% (10)	23.7% (9)	1.74	38
Teachers in this school know a lot about how to use computers to help students learn more.	73.7% (28)	26.3% (10)	0.0% (0)	1.26	38
There are enough computers in my school for students to use for their schoolwork.	57.9% (22)	15.8% (6)	26.3% (10)	1.68	38
I am using computers in my class (es) in ways that other students in this school are not.	45.9% (17)	24.3% (9)	29.7% (11)	1.84	37
I have shown other students how to do things with computers.	75.7% (28)	13.5% (5)	10.8% (4)	1.35	37
I have shown a teacher how to do things with computers.	13.5% (5)	21.6% (8)	64.9% (24)	2.51	37
I use computers more in my class (es) than other students in this school	45.9% (17)	24.3% (9)	29.7% (11)	1.84	37
answered question					38
skipped question					7